

InterCapital ETF

Overview of Current ETF Suite

February 2026

Summary

About InterCapital ETF

InterCapital ETF is a newly established company part of the InterCapital Group and the legal successor to the ETF-related business previously operated by InterCapital Asset Management. As part of the group's strategic restructuring, the company was formed to provide a dedicated and focused platform for the development, management, and promotion of exchange-traded funds.

Building on InterCapital's strong track record in asset management and innovation, InterCapital ETF aims to drive further growth in the regional ETF market by offering efficient, transparent, and accessible investment solutions.

InterCapital ETFs

Recognizing the global trends and investor preferences, InterCapital has decided to expand its offer to include ETFs. **We decided to focus on our home markets, the South-Eastern Europe.** The region offers a lot of opportunities and low valuations, but has so far been un-tapped by any serious ETF managers due to being fragmented and trading low volumes.

So far we have **3 equity ETFs**, tracking the blue-chip equities of Croatia (CROBEX10tr), Slovenia (SBITOPtr) and Romania (BET-TRN). Our **fixed income** offer consists of an actively managed Romanian Government EUR Bond ETF and a EUR Money Market ETF.

To expand our offer even further, we have set the following goals:

1. Enable exposure to the SEE region by listing the ETFs on **multiple regional and Western European markets** and **trading apps**.
2. **Bundle up the region within single ETFs** – we are exploring the possibility of tracking indices targeting the entire region, both within equity and the fixed income space.
3. **Offer more asset classes** – having already covered equity and fixed income, we are open to new possibilities.

IC SBITOP TR
UCITS ETF

IC BET-TRN UCITS
ETF

IC EUR
ROMANIA
GOVT BOND 5 -
10YR UCITS ETF

IC CROBEX10TR
UCITS ETF

IC EURO MONEY
MARKET UCITS ETF



2020



2023



2024



Genius



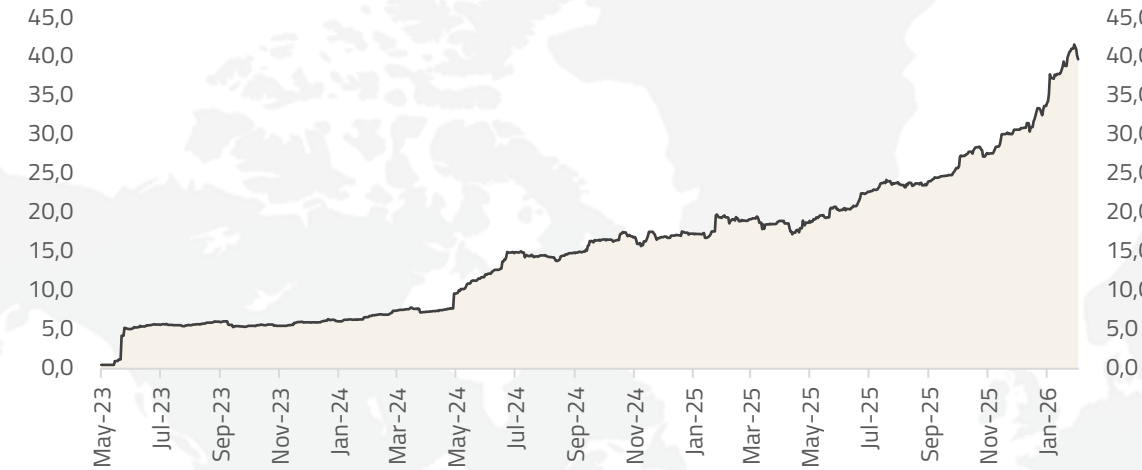
Interactive
Brokers

InterCapital BET-TRN UCITS ETF

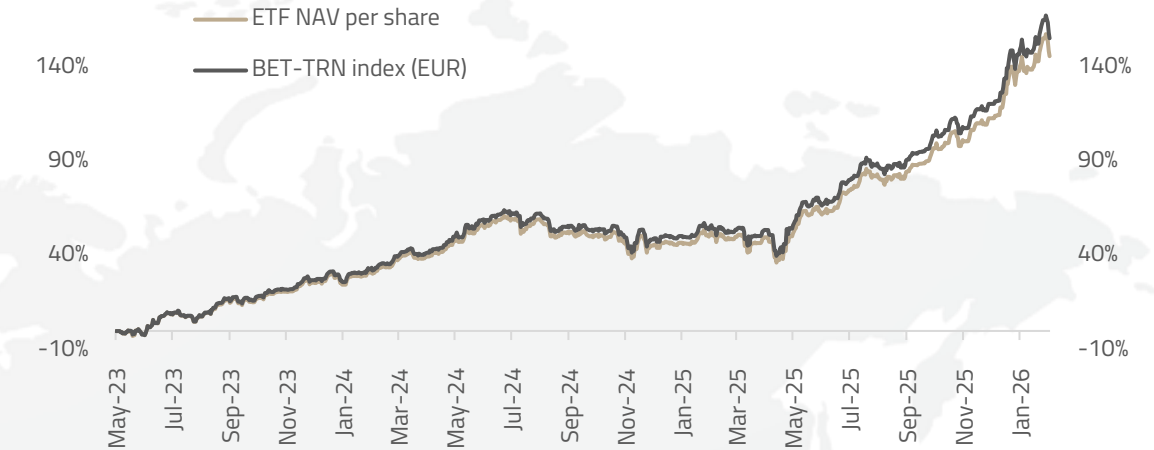
Investment Thesis

- Diversified exposure to **Romanian blue-chips**.
- Very low P/E combined with a high dividend yield make Romania a very attractive equity market. A pending bull factor is the **probable reclassification from Frontier to Emerging (MSCI)**, which should put Romania in the spotlight for a larger pool of global investors.
- Market Maker holds a very low bid/ask spread (**0.1%**) and quotes large volumes throughout the day. This enables investors to closely track the performance of the index, even with large quantities (hundreds of thousand EUR).

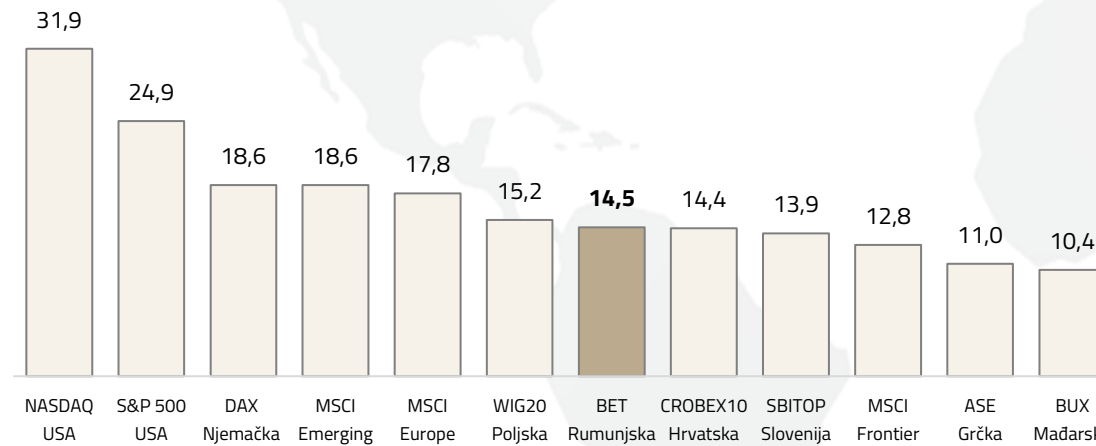
Total NAV (EURm)



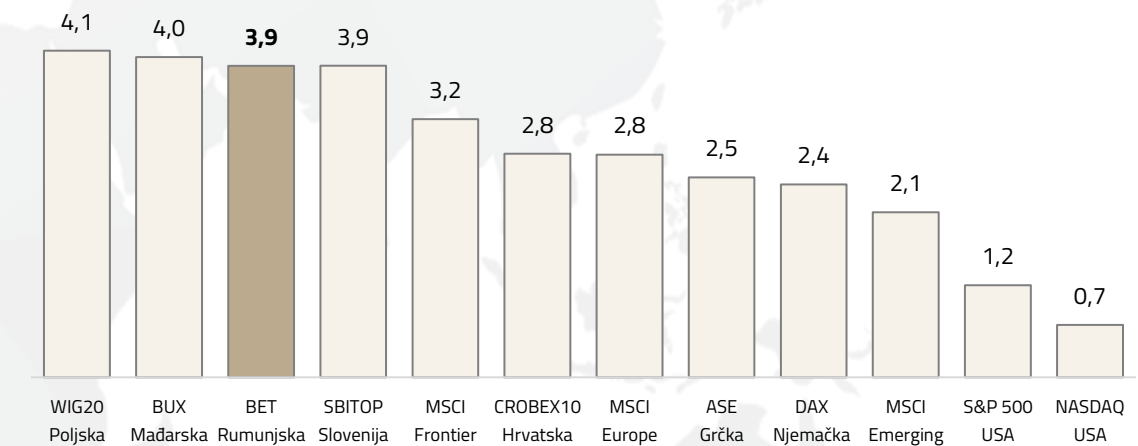
Comparing the ETF to the index



Price to Earnings Ratios



T12M Dividend Yields



Key info

Benchmark: Romanian BET-TRN index
 Tickers: 7BET (Zagreb), ICBET (Ljubljana), ICBETNETF (Bucharest)
 Dividends: reinvested

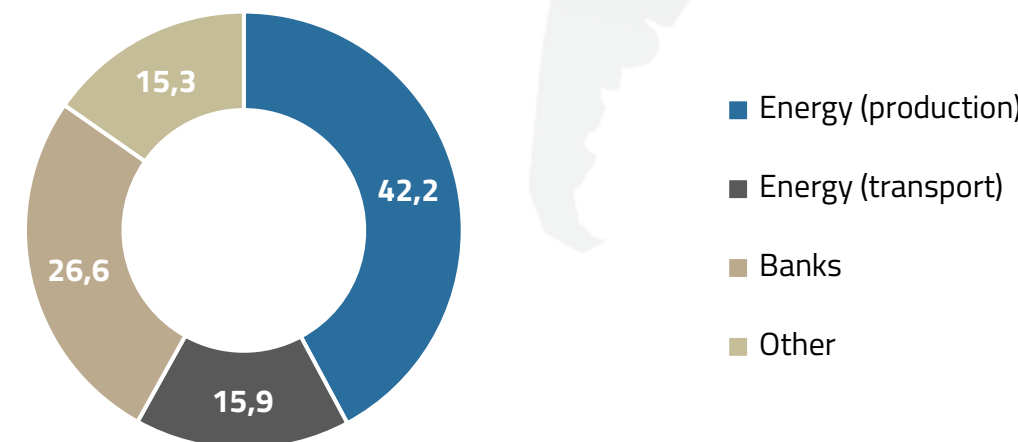
About the index

BET-TRN index is managed by the Bucharest Stock Exchange, and is comprised out of 20 most prominent Romanian blue chip stocks. BET-TRN is a free float – weighted, total return index.

TER

0.84%

Sector Structure



Performance in period

	Since Incept. Annual.	MoM	QTD	YTD	1 Y	3 Y Annual.	5 Y Annual.
ETF	38,48%	1,60%	14,75%	14,75%	61,27%	N/A	N/A
Index	40,39%	1,77%	15,06%	15,06%	63,52%	37,10%	N/A
Diff.	-1,91%	-0,17%	-0,30%	-0,30%	-2,25%	N/A	N/A

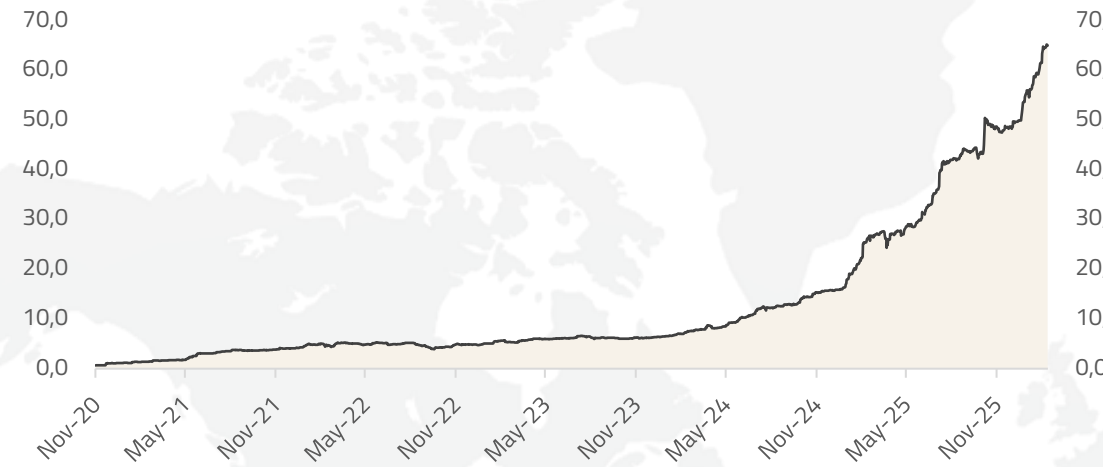
Updated on: 27-Feb-2026

InterCapital SBITOPtr UCITS ETF

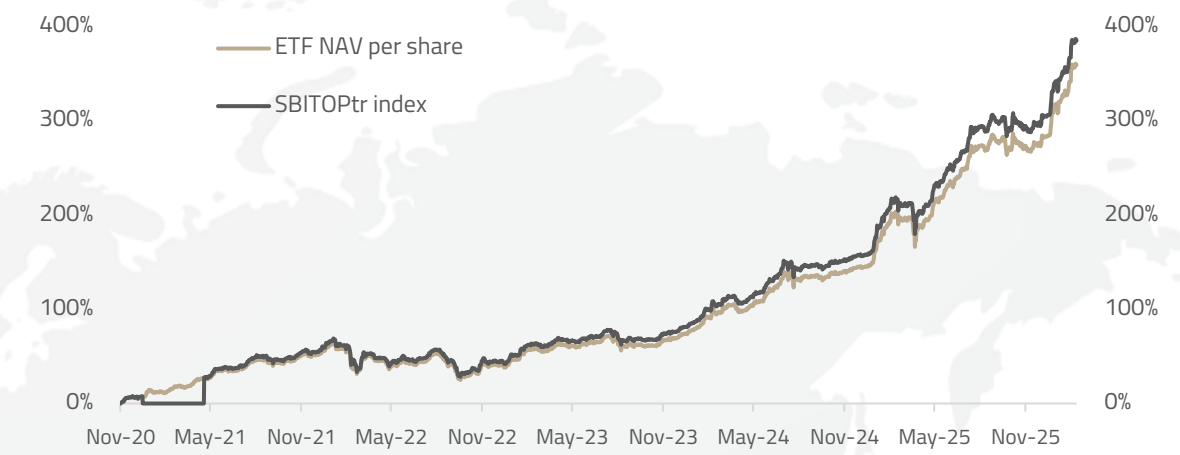
Investment Thesis

- Diversified exposure to **Slovenian blue-chips**.
- Very low P/E combined with a high dividend yield make Slovenia a very attractive equity market.** Heavy weighers such as the pharma company Krka are committed to keep increasing dividends, so investors will keep benefiting from high dividend yields on top of the possible converging of P/E to other markets.
- Market Maker holds a very low bid/ask spread (0.1%) and quotes large volumes throughout the day.** This enables investors to closely track the performance of the index, even with large quantities (hundreds of thousand EUR).

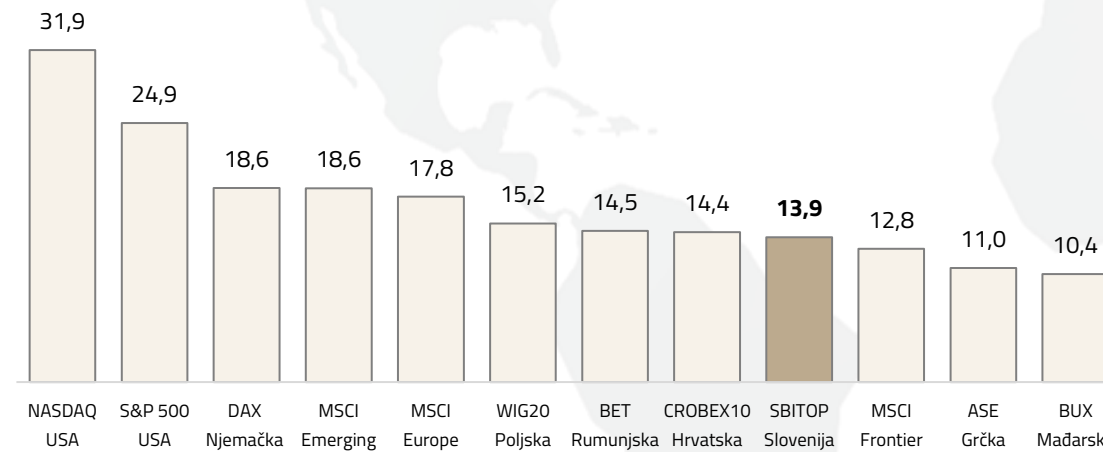
Total NAV (EURm)



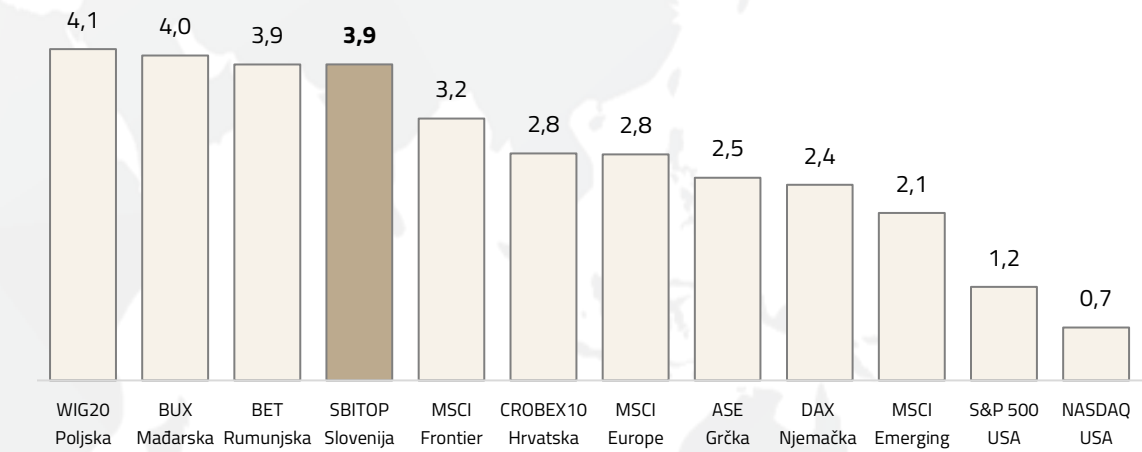
Comparing the ETF to the index



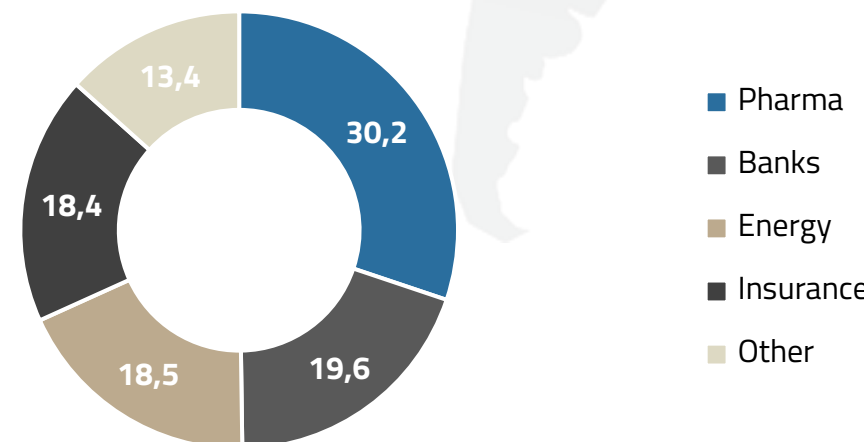
Price to Earnings Ratios



T12M Dividend Yields



Sector Structure



Performance in period

	Since Incept. Annual.	MoM	QTD	YTD	1 Y	3 Y Annual.	5 Y Annual.
ETF	33,41%	8,56%	19,37%	19,37%	51,19%	42,89%	31,82%
Index	N/A	8,46%	19,32%	19,32%	51,95%	44,01%	N/A
Diff.	N/A	0,10%	0,04%	0,04%	-0,76%	-1,12%	N/A

Updated on: 27-Feb-2026

Key info

Benchmark: Slovenian SBITOPtr index
 Tickers: 7SLO (Zagreb), ICSLO (Ljubljana), ICSLOETF (Bucharest)
 Dividends: reinvested

About the index

SBITOPtr index is managed by the Ljubljana Stock Exchange, and is comprised out of 9 most prominent Slovenian blue chip stocks. SBITOPtr is a free float – weighted, total return index.

TER

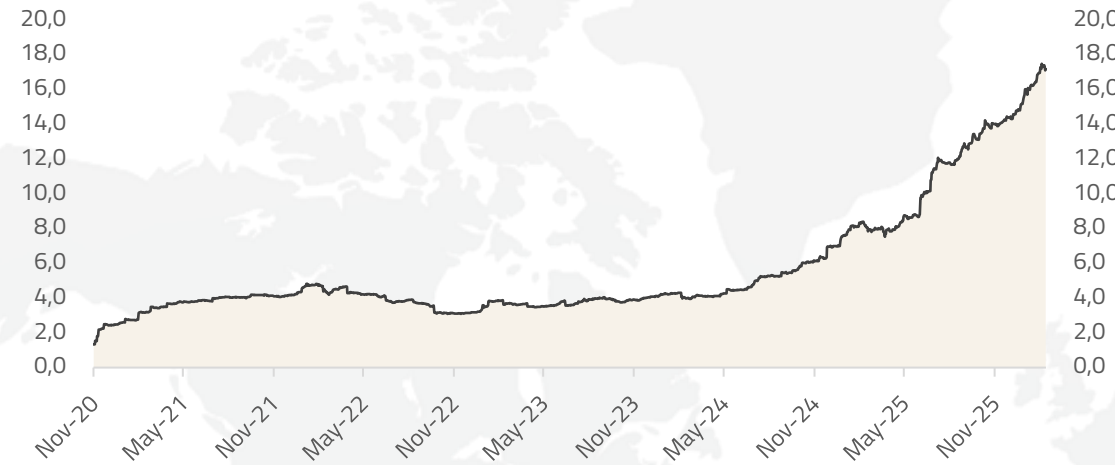
0.88%

InterCapital CROBEX10tr UCITS ETF

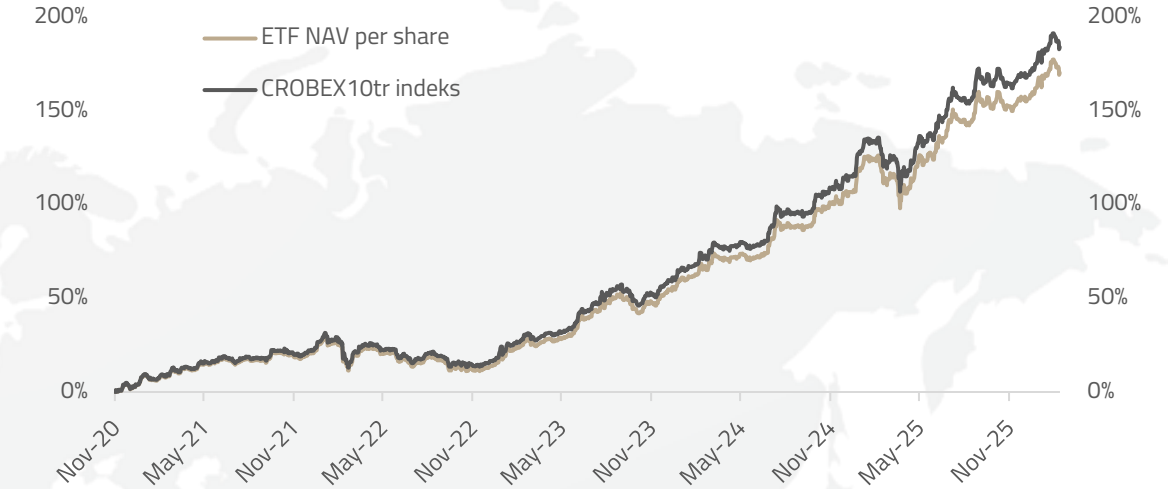
Investment Thesis

- Diversified exposure to **Croatian blue-chips**.
- Defensive index due to high exposure to Food and Telecom**. Many companies are cash-heavy, further increasing their defensiveness, but this results in higher multiples compared to the rest of the region.
- Market Maker holds a very low bid/ask spread (0.1%) and quotes large volumes throughout the day**. This enables investors to closely track the performance of the index, even with large quantities (hundreds of thousand EUR).

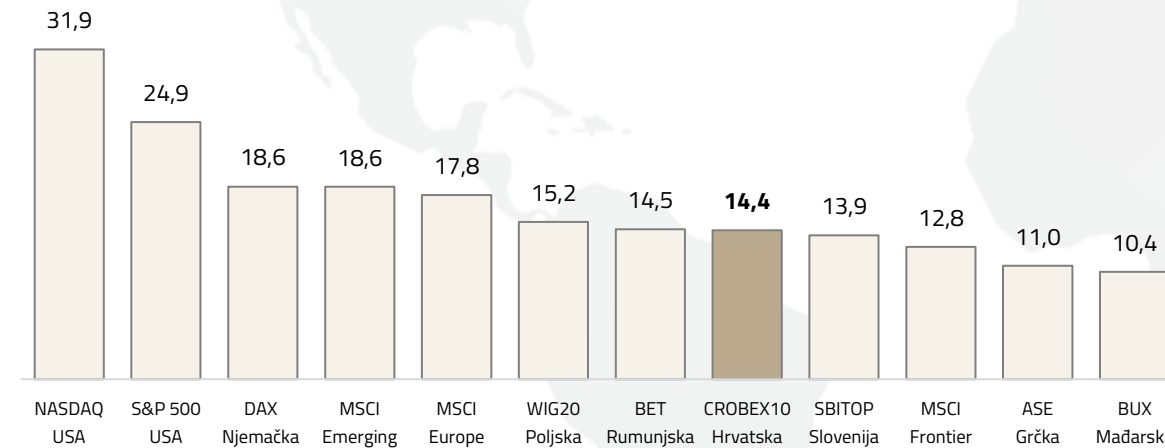
Total NAV (EURm)



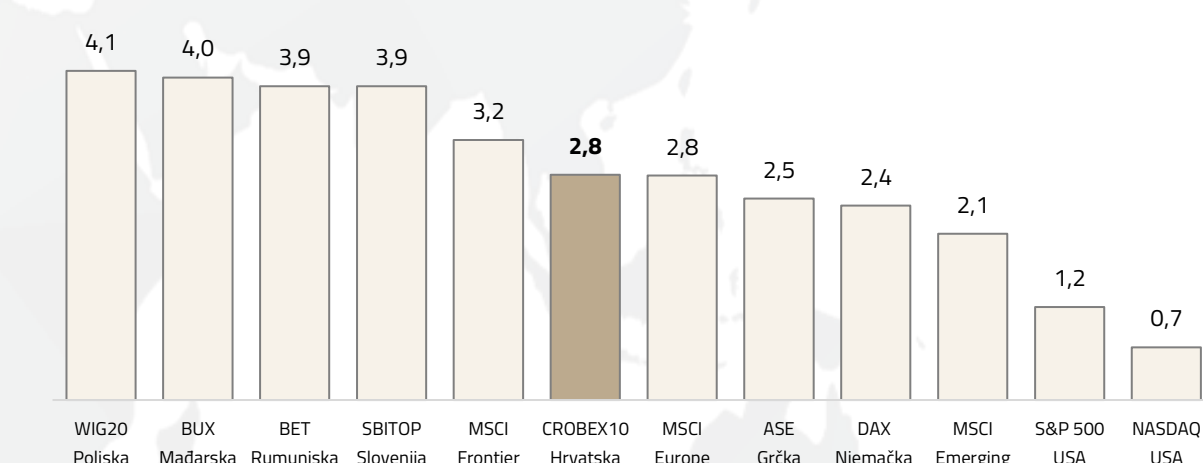
Comparing the ETF to the index



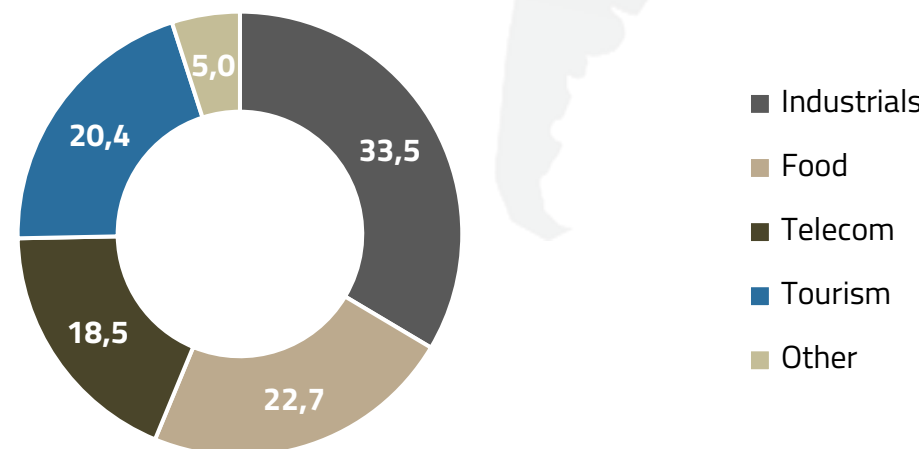
Price to Earnings Ratios



T12M Dividend Yields



Sector Structure



Performance in period

	Since Incept. Annual.	MoM	QTD	YTD	1 Y	3 Y Annual.	5 Y Annual.
ETF	20,69%	0,60%	4,73%	4,73%	22,52%	28,92%	20,20%
Index	21,83%	0,67%	4,86%	4,86%	23,52%	30,06%	21,27%
Diff.	-1,14%	-0,07%	-0,13%	-0,13%	-1,00%	-1,14%	-1,07%

Updated on: 27-Feb-2026

Key info

Benchmark: Croatian CROBEX10tr index
Tickers: 7CRO (Zagreb), ICCRO (Ljubljana), ICCROETF (Bucharest)

Dividends: reinvested

About the index

CROBEX10tr index is managed by the Zagreb Stock Exchange, and is comprised out of 10 most prominent Croatian blue chip stocks. CROBEX10tr is a free float – weighted, total return index.

TER

0.90%

Detailed Composition of Equity ETFs

CROBEX10tr UCITS ETF

Bloomberg	Company	Weight	Sector
HT CZ Equity	Hrvatski Telekom	18,5%	Telecom
KOEI CZ Equity	Končar Grupa	20,7%	Industrials
PODR CZ Equity	Podravka	16,6%	Food
ADRS2 CZ Equity	Adris	11,4%	Tourism
RIVP CZ Equity	Valamar Riviera	9,0%	Tourism
KODT CZ Equity	Končar D&ST	10,3%	Industrials
ATGR CZ Equity	Atlantic Grupa	6,1%	Food
HPB CZ Equity	HPB Banka	3,4%	Other
ERNT CZ Equity	Ericsson Nikola Tesla	2,5%	Industrials
IG CZ Equity	ING-GRAD	1,5%	Other

SBITOPtr UCITS ETF

Bloomberg	Company	Weight	Sector
KRKG SV Equity	Krka	30,2%	Pharma
PETG SV Equity	Petrol	18,5%	Energy
NLBR SV Equity	NLB Grupa	19,6%	Banks
ZVTG SV Equity	Triglav	8,5%	Insurance
POSR SV Equity	Sava Re	9,9%	Insurance
LKPG SV Equity	Luka Koper	7,6%	Other
TLSG SV Equity	Telekom Slovenije	3,4%	Other
CICG SV Equity	Cinkarna Celje	2,1%	Other
EQNX SV Equity	Equinox	0,3%	Other

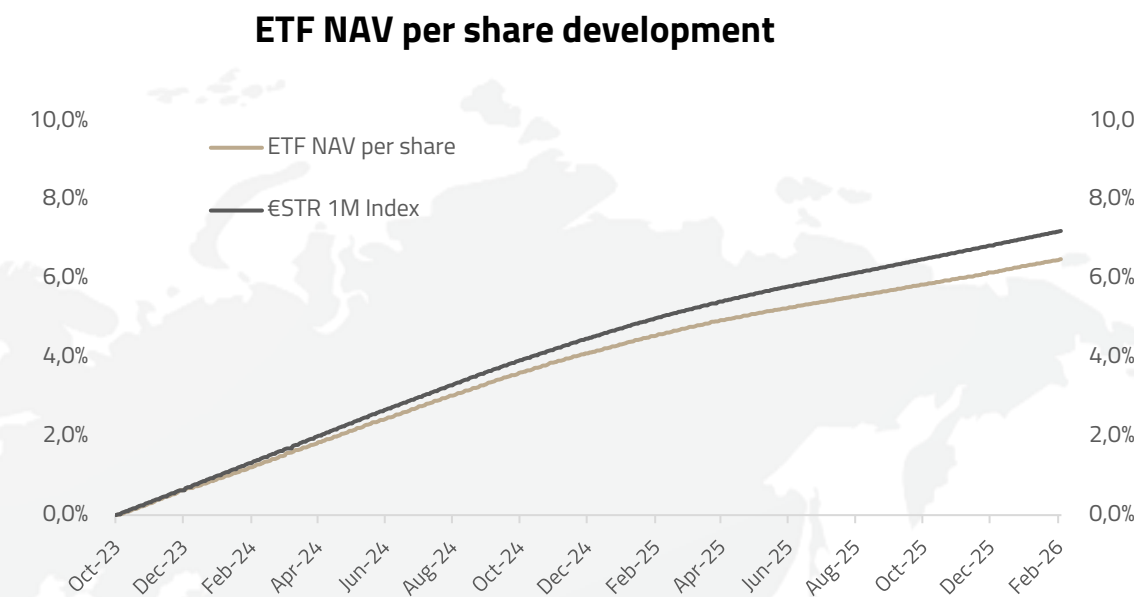
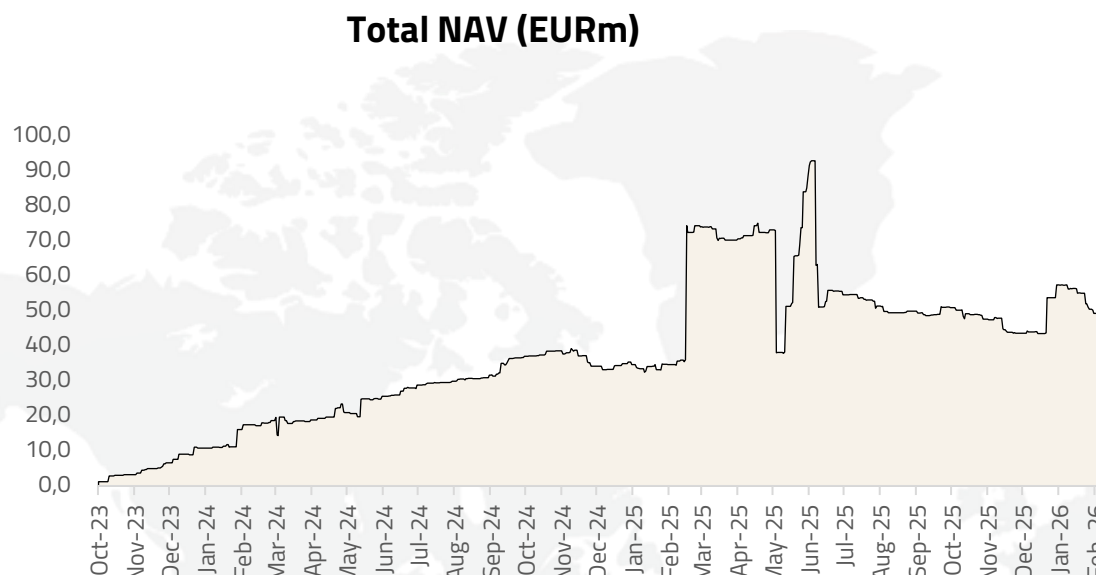
BET-TRN UCITS ETF

Bloomberg	Company	Weight	Sector
TLV RO Equity	Banca Transilvania	19,4%	Banks
SNP RO Equity	OMV Petrom	15,7%	Energy (production)
H2O RO Equity	Hydroelectrica	11,3%	Energy (production)
SNG RO Equity	Romgaz	11,6%	Energy (production)
BRD RO Equity	BRD Bank	7,3%	Banks
DIGI RO Equity	Digi Communications	5,0%	Other
TGN RO Equity	Transgaz	7,5%	Energy (transport)
SNN RO Equity	Nuclearelectrica	3,5%	Energy (production)
M RO Equity	MedLife	4,3%	Other
EL RO Equity	Electrica	4,5%	Energy (transport)
TEL RO Equity	Transelectrica	2,6%	Energy (transport)
FP RO Equity	Fondul Proprietatea	1,3%	Other
ONE RO Equity	ONE United Properties	1,3%	Other
AQ RO Equity	Aquila	0,9%	Other
ATB RO Equity	Antibiotice	0,6%	Other
PE RO Equity	Premier Energy	1,4%	Energy (transport)
SFG RO Equity	Sphera Franchise Group	0,5%	Other
TTS RO Equity	Transport Trade Services	0,7%	Other
WINE RO Equity	Purcari Wineries	0,1%	Other
TRP RO Equity	Teraplast	0,7%	Other

InterCapital Euro Money Market UCITS ETF

Investment Thesis

- Exposure to **EUR money market**.
- **Offers an attractive return, currently at 1.67% p.a.** This enables retail and other investors to enjoy the high short-term rates, a consequence of the Central Bank hikes following the inflation readings in the EU.
- **Invests in the safest forms of assets with low volatility.** The ETF is comprised mostly of overnight deposits and treasury bills issued by highly rated Eurozone members.
- **Market Maker holds a very low bid/ask spread (0.01%) and quotes large volumes throughout the day.** This enables investors to closely track the performance of the index, even with large quantities (hundreds of thousand EUR).



Current indicated net yield (annualized)

1.67%

Current portfolio composition

Issuer	Credit Rating (S&P)	Weight (%)	Yield (%)
France	A+	81%	1.99%
O/N	-/-	19%	1.91%

Possible investments

- Deposits in high-quality banks
- Treasury bills issued by Eurozone member states
- Reverse repo agreements
- Government bonds by Eurozone members maturing in <1 year
- Treasury bills issued by Eurozone institutions
- Money market funds

Performance in period

	Since Incept. Annual.	MoM	QTD	YTD	1 Y	3 Y Annual.	5 Y Annual.
ETF	2,72%	0,16%	0,30%	0,30%	1,83%	N/A	N/A
Index	3,01%	0,17%	0,31%	0,31%	2,09%	N/A	N/A
Diff.	-0,29%	-0,01%	-0,01%	-0,01%	-0,26%	N/A	N/A

Updated on: 27-Feb-2026

Key info

Benchmark: €STR 1M (but actively managed)
Tickers: 7CASH (Zagreb), ICASH (Ljubljana)
Income: reinvested

TER

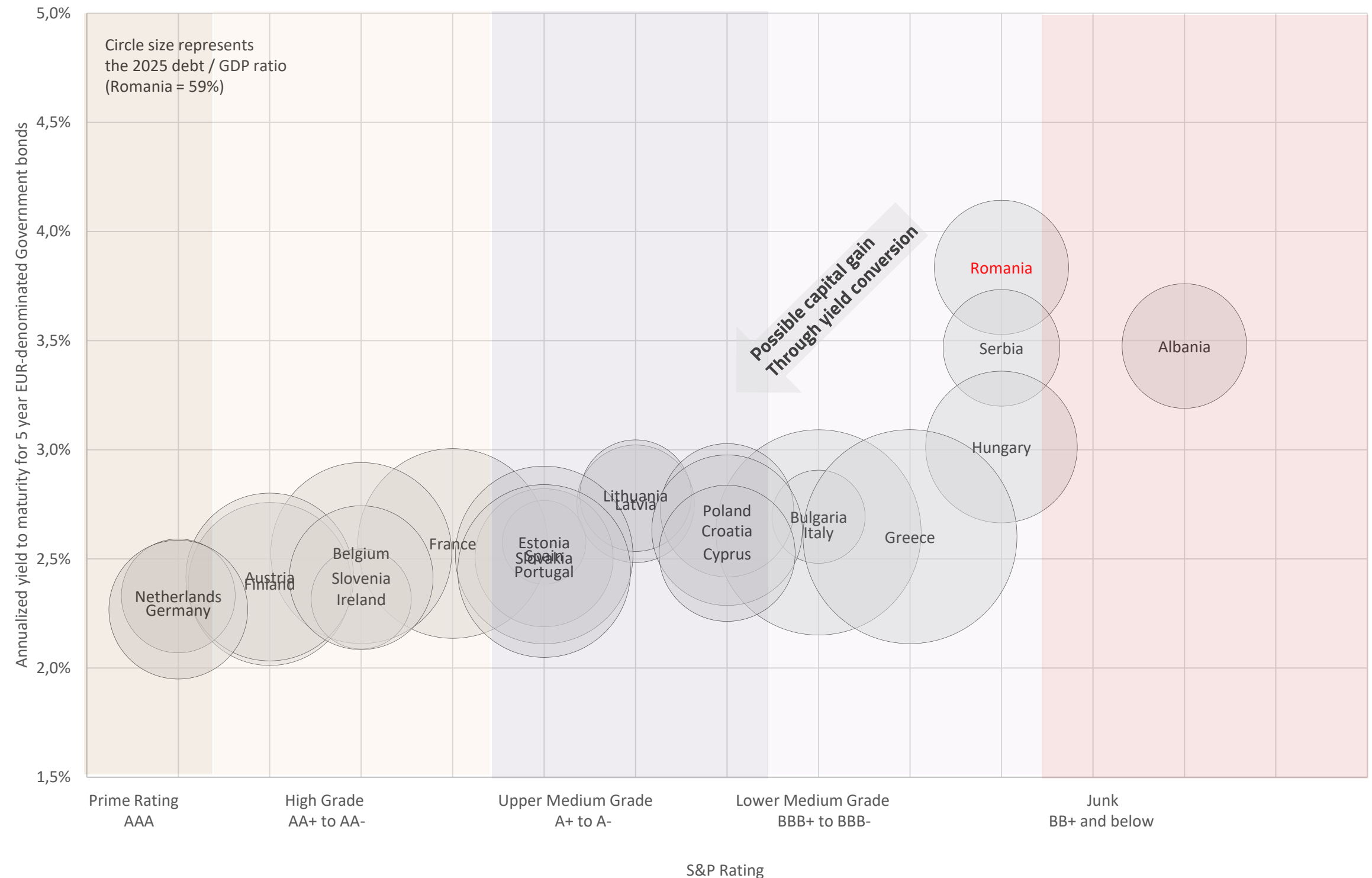
0.32%

InterCapital EUR Romania Govt Bond 5 - 10yr UCITS ETF

Investment Thesis

- Exposure to **Romanian EUR government bonds**. The ETF is actively managed and targets bonds maturing in 5-10 years. **The current AUM equals EUR 1.1 m.**
- **Romania offers attractive long-term EUR yields, current 10y above 5% p.a.** This is significantly higher than other EU countries with similar rating.
- **Further potential for capital gains due to yield conversion.** Romania's spread over Germany has been declining since the country's EU accession, and we expect the trend to continue (similar to Croatia, for example).
- **Market Maker holds a very low bid/ask spread (0.01%) and quotes large volumes throughout the day.** This enables investors to closely track the performance of the index, even with large quantities (hundreds of thousand EUR).

Comparing 5Y Government Bond Yields to Perceived Risk (rating and indebtedness)



Key info

Benchmark: N/A (actively managed)
 Tickers: 7GROM (Zagreb), ICGRO (Ljubljana), ICGROETF (Bucharest)
 Income: reinvested

TER

0.65%

Source: Bloomberg, InterCapital ETF (as of 27 February 2026)

CONTACT



Krešo Vuğrinčić, CFA

CEO

M: +385 (0)91 2825 864

E: Kreso.Vugrincic@InterCapital.hr

 [linkedin.com/in/kreso-vugrincic](https://www.linkedin.com/in/kreso-vugrincic)

Đivo Pulitika

Member of the Management Board

M: +385 (0)98 165 4481

E: Divo.Pulitika@InterCapital.hr

 [linkedin.com/in/divopulitika](https://www.linkedin.com/in/divopulitika)



InterCapital ETF



intercapitaletf.hr

Legal Notice

This document is issued by InterCapital ETFLtd („ICETF“). ICETF is authorized and regulated by the Croatian Financial Services Agency („HANFA“) and is a member of InterCapital group of companies („InterCapital Group“).

ICETF has based this document on information obtained from sources it believes to be reliable but which have not been independently verified. Any charts and tables included are from publicly available sources or proprietary data. This document is not, and should not be treated or relied upon as investment research or a research recommendation under applicable regulatory rules. No liability is accepted whatsoever for any direct, indirect or consequential loss arising from the use of this document. InterCapital is in no obligation to keep current the information in this document. The user of this document is solely responsible for making his own independent appraisal of and investigations into the products, investments and transactions referred to in this document and should not rely on any information in this document as constituting investment advice. The exclusion of liability provided herein shall protect ICETF, its officers, employees, agents, representatives and/or associates in all circumstances.

The issuance of any details contained in this document, which is not for public circulation, does not constitute an offer or solicitation for, or advice that you should enter into, the purchase or sale of any security or other investment product or investment agreement, or any other contract, agreement or structure whatsoever. This document is intended for the use of clients who are professional clients or eligible counterparties only and is not indented for retail clients. This document is intended to be distributed in its entirety. This document is subject to the copyright of ICETF. Reproduction of this document, in whole or in part, or disclosure of any of its contents, without prior consent of ICETF, is prohibited.

2026 InterCapital ETF Ltd.

All rights reserved.